

MONTHLY REPORT OF DISBURSEMENTS
For the month of February 2026


Department : State Universities and Colleges (SUCs)
 Agency/Entity : Tarlac State University
 Operating Unit : < not applicable >
 Organization Code (UACS) : 08 037 000000
 Fund Cluster : 01 - Regular Agency Fund
 (e.g. UACS Fund Cluster: 01-Regular Agency Fund, 02-Foreign Assisted Projects Fund, 03-Special Account-Locally Funded/Domestic Grants Fund, etc.)


Particulars	Current Year Budget					Prior Year's Budget										Trust Liabilities				Grand Total				Remarks					
	PS	MOOE	FinEx	CO	TOTAL	Prior Year's Accounts Payable					Current Year's Accounts Payable					PS	MOOE	CO	TOTAL	PS	MOOE	FinEx	CO		TOTAL				
						7	8	9	10	11(7+8+9+10)	12	13	14	15	16											TOTAL	SUB-TOTAL	17(11+16)	18(8+17)
CASH DISBURSEMENTS	29,638,618.74	4,596,389.23	0.00	0.00	34,234,007.97	0.00	7,799.19	0.00	0.00	7,799.19	259,531.34	78,455,205.44	0.00	0.00	78,714,736.78	78,722,535.97	112,956,543.94	0.00	0.00	29,898,150.08	83,058,393.86	0.00	0.00	112,956,543.94	0.00	0.00	112,956,543.94	0.00	
Notice of Cash Allocation (NCA)	29,638,618.74	4,596,389.23	0.00	0.00	34,234,007.97	0.00	7,799.19	0.00	0.00	7,799.19	259,531.34	78,455,205.44	0.00	0.00	78,714,736.78	78,722,535.97	112,956,543.94	0.00	0.00	29,898,150.08	83,058,393.86	0.00	0.00	112,956,543.94	0.00	0.00	112,956,543.94	0.00	
MDS Checks Issued	2,476,196.24	2,785,987.04	0.00	0.00	5,262,183.28	0.00	0.00	0.00	0.00	0.00	0.00	0.00	0.00	0.00	0.00	0.00	5,262,183.28	0.00	0.00	2,476,196.24	2,785,987.04	0.00	0.00	5,262,183.28	0.00	0.00	5,262,183.28	0.00	
Advice to Debit Account	27,162,422.50	1,809,402.19	0.00	0.00	28,971,824.69	0.00	7,799.19	0.00	0.00	7,799.19	259,531.34	78,455,205.44	0.00	0.00	78,714,736.78	78,722,535.97	107,694,360.66	0.00	0.00	27,421,953.84	80,272,406.82	0.00	0.00	107,694,360.66	0.00	0.00	107,694,360.66	0.00	
Notice of Transfer/ Allocations (NTA)	0.00	0.00	0.00	0.00	0.00	0.00	0.00	0.00	0.00	0.00	0.00	0.00	0.00	0.00	0.00	0.00	0.00	0.00	0.00	0.00	0.00	0.00	0.00	0.00	0.00	0.00	0.00	0.00	0.00
MDS Checks Issued	0.00	0.00	0.00	0.00	0.00	0.00	0.00	0.00	0.00	0.00	0.00	0.00	0.00	0.00	0.00	0.00	0.00	0.00	0.00	0.00	0.00	0.00	0.00	0.00	0.00	0.00	0.00	0.00	0.00
Advice to Debit Account	0.00	0.00	0.00	0.00	0.00	0.00	0.00	0.00	0.00	0.00	0.00	0.00	0.00	0.00	0.00	0.00	0.00	0.00	0.00	0.00	0.00	0.00	0.00	0.00	0.00	0.00	0.00	0.00	0.00
Working Fund for FAPs	0.00	0.00	0.00	0.00	0.00	0.00	0.00	0.00	0.00	0.00	0.00	0.00	0.00	0.00	0.00	0.00	0.00	0.00	0.00	0.00	0.00	0.00	0.00	0.00	0.00	0.00	0.00	0.00	0.00
Cash Disbursement Ceiling (CDC)	0.00	0.00	0.00	0.00	0.00	0.00	0.00	0.00	0.00	0.00	0.00	0.00	0.00	0.00	0.00	0.00	0.00	0.00	0.00	0.00	0.00	0.00	0.00	0.00	0.00	0.00	0.00	0.00	0.00
TOTAL CASH DISBURSEMENTS	29,638,618.74	4,596,389.23	0.00	0.00	34,234,007.97	0.00	7,799.19	0.00	0.00	7,799.19	259,531.34	78,455,205.44	0.00	0.00	78,714,736.78	78,722,535.97	112,956,543.94	0.00	0.00	29,898,150.08	83,058,393.86	0.00	0.00	112,956,543.94	0.00	0.00	112,956,543.94	0.00	
NON-CASH DISBURSEMENTS	2,342,772.85	75,203.45	0.00	0.00	2,417,976.30	0.00	0.00	0.00	0.00	0.00	0.00	0.00	0.00	0.00	0.00	0.00	2,417,976.30	0.00	0.00	2,342,772.85	75,203.45	0.00	0.00	2,417,976.30	0.00	0.00	2,417,976.30	0.00	
Tax Refund/ Allowance Issued (TRA)	2,342,772.85	75,203.45	0.00	0.00	2,417,976.30	0.00	0.00	0.00	0.00	0.00	0.00	0.00	0.00	0.00	0.00	0.00	2,417,976.30	0.00	0.00	2,342,772.85	75,203.45	0.00	0.00	2,417,976.30	0.00	0.00	2,417,976.30	0.00	
Non-Cash Awardment Authority (NCAA)	0.00	0.00	0.00	0.00	0.00	0.00	0.00	0.00	0.00	0.00	0.00	0.00	0.00	0.00	0.00	0.00	0.00	0.00	0.00	0.00	0.00	0.00	0.00	0.00	0.00	0.00	0.00	0.00	0.00
Disbursements effected through outright deductions from claims (please specify...)	0.00	0.00	0.00	0.00	0.00	0.00	0.00	0.00	0.00	0.00	0.00	0.00	0.00	0.00	0.00	0.00	0.00	0.00	0.00	0.00	0.00	0.00	0.00	0.00	0.00	0.00	0.00	0.00	0.00
Employment of expenses (e.g. personnel benefits)	0.00	0.00	0.00	0.00	0.00	0.00	0.00	0.00	0.00	0.00	0.00	0.00	0.00	0.00	0.00	0.00	0.00	0.00	0.00	0.00	0.00	0.00	0.00	0.00	0.00	0.00	0.00	0.00	0.00
Restitution for loss of government property	0.00	0.00	0.00	0.00	0.00	0.00	0.00	0.00	0.00	0.00	0.00	0.00	0.00	0.00	0.00	0.00	0.00	0.00	0.00	0.00	0.00	0.00	0.00	0.00	0.00	0.00	0.00	0.00	0.00
Liquidated damages and similar claims	0.00	0.00	0.00	0.00	0.00	0.00	0.00	0.00	0.00	0.00	0.00	0.00	0.00	0.00	0.00	0.00	0.00	0.00	0.00	0.00	0.00	0.00	0.00	0.00	0.00	0.00	0.00	0.00	0.00
Others (TEF, BTr, Documentary Stamp Tax, etc.)	0.00	0.00	0.00	0.00	0.00	0.00	0.00	0.00	0.00	0.00	0.00	0.00	0.00	0.00	0.00	0.00	0.00	0.00	0.00	0.00	0.00	0.00	0.00	0.00	0.00	0.00	0.00	0.00	0.00
TOTAL NON-CASH DISBURSEMENTS	2,342,772.85	75,203.45	0.00	0.00	2,417,976.30	0.00	0.00	0.00	0.00	0.00	0.00	0.00	0.00	0.00	0.00	0.00	2,417,976.30	0.00	0.00	2,342,772.85	75,203.45	0.00	0.00	2,417,976.30	0.00	0.00	2,417,976.30	0.00	
GRAND TOTAL	31,981,391.59	4,671,592.68	0.00	0.00	36,651,984.27	0.00	7,799.19	0.00	0.00	7,799.19	259,531.34	78,455,205.44	0.00	0.00	78,714,736.78	78,722,535.97	115,374,520.24	0.00	0.00	32,240,922.93	83,133,597.31	0.00	0.00	115,374,520.24	0.00	0.00	115,374,520.24	0.00	


SUMMARY

Particulars	Previous Report (2)	This Month (3)	As at Date (4)
Total Disbursement Authorities Received	57,028,128.01	123,906,483.30	180,964,611.31
NCA	50,779,000.00	121,518,507.00	172,297,507.00
NTA	0.00	0.00	0.00
Working Fund	0.00	0.00	0.00
TRA	6,249,128.01	2,417,976.30	8,667,104.31
CDC	0.00	0.00	0.00
NCAA	0.00	0.00	0.00
Less: Notice of Transfer of Allocations (NTA) issued	0.00	0.00	0.00
Total Disbursement Authorities Available	57,028,128.01	123,906,483.30	180,964,611.31
Less:	0.00	0.00	0.00
Lapsed NCA	0.00	0.00	0.00
Disbursements	28,870,383.61	112,956,543.94	141,826,927.55
Less: Other Non-Cash Disbursements	0.00	0.00	0.00
Disbursements effected through outright deductions from claims	0.00	0.00	0.00
Employment of expenses (e.g. personnel benefits)	0.00	0.00	0.00
Restitution for loss of government property	0.00	0.00	0.00
Liquidated damages and similar claims	0.00	0.00	0.00
Others (e.g. TEF, BTr, Docs Stamp, etc.)	0.00	0.00	0.00
Add: Less: Adjustments (e.g. cancelled/staled checks)	0.00	0.00	0.00
Balance of Disbursement Authorities as at date	28,157,744.40	10,979,839.36	39,137,683.76
Total Disbursements Program	50,779,000.00	121,518,507.00	172,297,507.00
Less: Actual Disbursements	28,870,383.61	112,956,543.94	141,826,927.55
Over/Under spending	21,908,616.39	8,561,963.06	30,470,579.45

Notes: ** Amounts should tally with the grand total disbursement (column 27).

Checked Correct:

 RYAN R. PANILILIO, CPA
 ACCOUNTANT
 Date: 2026-03-12 08:16:14 AM

Recommending Agency Head:

 JOHN ERWIN C. PANILILIO, CPA
 CHIEF FINANCE OFFICER
 Date: 2026-03-12 08:19:46 AM

Approved By:

 DR. ARNOLD E. VELASCO
 AGENCY HEAD
 Date: 2026-03-12 08:21:09 AM